

CFTVS5V0BULC

**SURFACE MOUNT SILICON
BI-DIRECTIONAL
ULTRA LOW CAPACITANCE
TRANSIENT VOLTAGE SUPPRESSOR**



www.centrasemi.com

DESCRIPTION:

The CENTRAL SEMICONDUCTOR CFTVS5V0BULC is an ultra low capacitance, low leakage, fast response, bi-directional TVS in the space saving SOD-882L surface mount package. This device is designed to protect sensitive equipment connected to high speed data lines against ESD damage.

MARKING CODE: U



FEATURES:

- Space saving SOD-882L package
- Ultra low capacitance
- Low leakage current

APPLICATIONS:

- High speed data line protection ideal for USB 3.1, Thunderbolt and HDMI 2.0 standards
- User interface protection
- Charging/power port protection

MAXIMUM RATINGS: ($T_A=25^\circ\text{C}$)

Peak Power Dissipation (8x20 μs)
 Electrical Fast Transient (IEC 61000-4-4) (5x50ns)
 ESD Voltage (IEC 61000-4-2, Air)
 ESD Voltage (IEC 61000-4-2, Contact)
 Operating Junction Temperature
 Storage Temperature


SYMBOL

		UNITS
P _{PK}	14	W
EFT	40	A
V _{ESD}	20	kV
V _{ESD}	20	kV
T _J	-55 to +125	°C
T _{stg}	-55 to +150	°C

ELECTRICAL CHARACTERISTICS: ($T_A=25^\circ\text{C}$)

Maximum Reverse Stand-off Voltage V _{RWM}	Breakdown Voltage		Test Current I _T	Maximum Reverse Leakage Current I _R @ V _{RWM}	Maximum Clamping Voltage (8x20 μs)		Typical TLP Clamping Voltage (Note 1)		Typical Dynamic Resistance (Note 1) R _{DYN}	Typical Junction Capacitance @ 0V Bias C _J	Maximum Junction Capacitance @ 0V Bias C _J
	MIN V	MAX V			V	A	V	A			
5.0	6.0	10	1.0	100	14	1.0	15	1.6	2.94	0.2	0.35
							20	3.3			

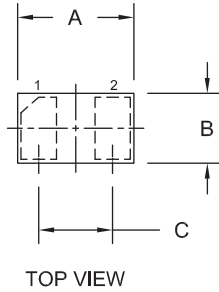
Note 1: Transmission Line Pulse (TLP) conditions: Z₀=50Ω, t_p=100ns

CFTVS5V0BULC 

**SURFACE MOUNT SILICON
BI-DIRECTIONAL
ULTRA LOW CAPACITANCE
TRANSIENT VOLTAGE SUPPRESSOR**

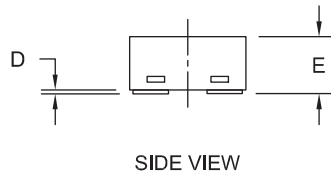


SOD-882L CASE - MECHANICAL OUTLINE

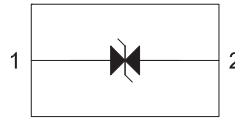


SYMBOL	DIMENSIONS			
	INCHES		MILLIMETERS	
	MIN	MAX	MIN	MAX
A	0.037	0.041	0.95	1.05
B	0.022	0.026	0.55	0.65
C	0.026		0.65	
D	0.000	0.002	0.00	0.05
E	0.012	0.016	0.30	0.40
F	0.018	0.022	0.45	0.55
G	0.008	0.012	0.20	0.30

SOD-882L (REV:R2)



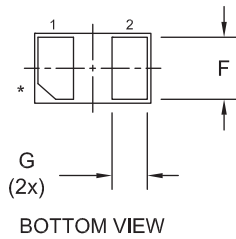
PIN CONFIGURATION



LEAD CODE:

- 1) Anode 1
- 2) Anode 2

MARKING CODE: U



* Pin 1 chamfer may appear on any corner.

R2

R5 (23-July 2015)

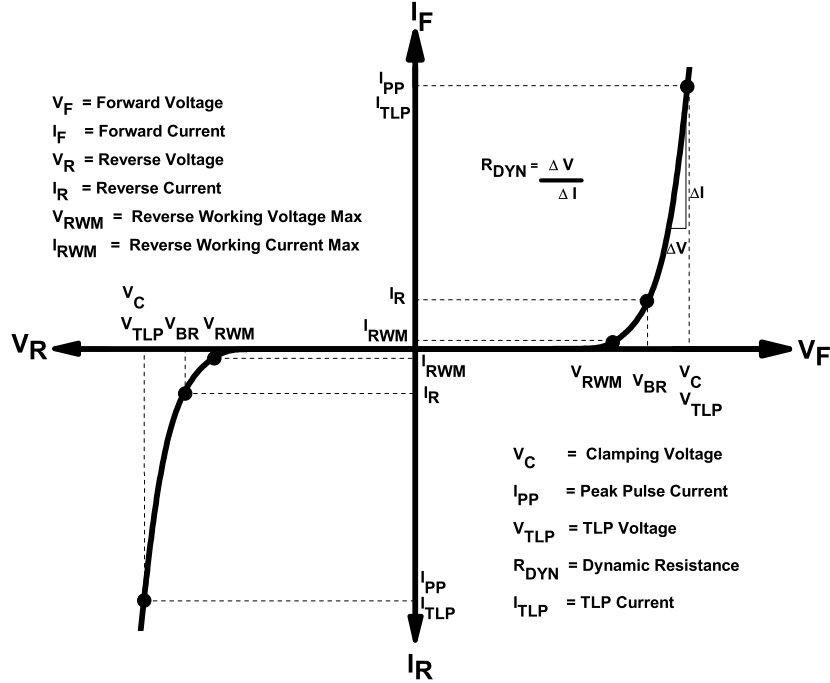
CFTVS5V0BULC




SURFACE MOUNT SILICON
BI-DIRECTIONAL
ULTRA LOW CAPACITANCE
TRANSIENT VOLTAGE SUPPRESSOR



Definition of Electrical Characteristics



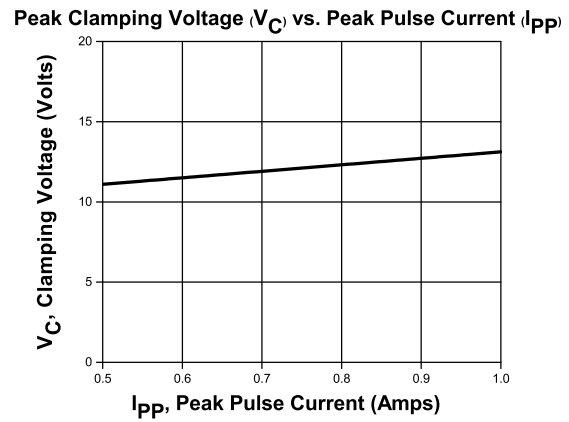
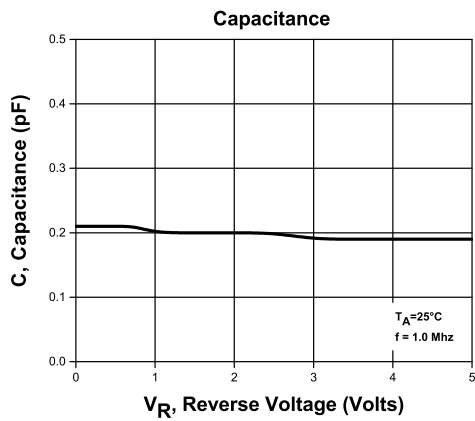
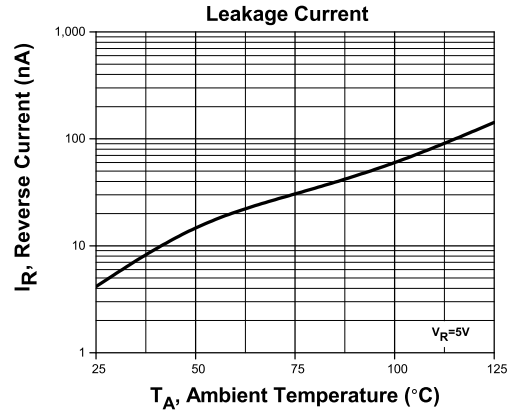
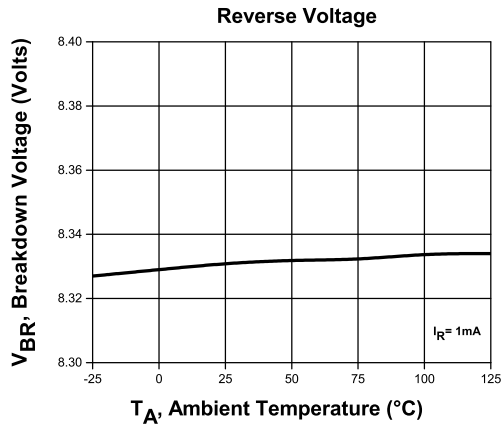
R5 (23-July 2015)

CFTVS5V0BULC 

**SURFACE MOUNT SILICON
BI-DIRECTIONAL
ULTRA LOW CAPACITANCE
TRANSIENT VOLTAGE SUPPRESSOR**



TYPICAL ELECTRICAL CHARACTERISTICS



R5 (23-July 2015)

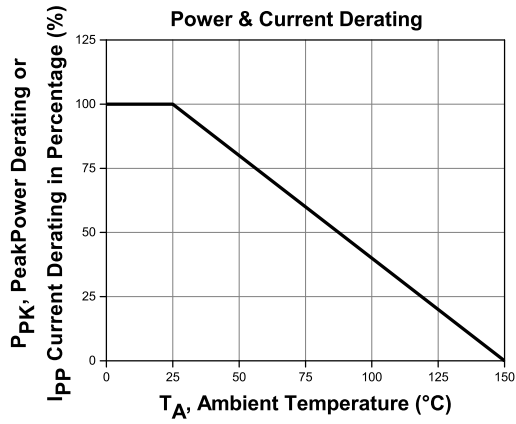
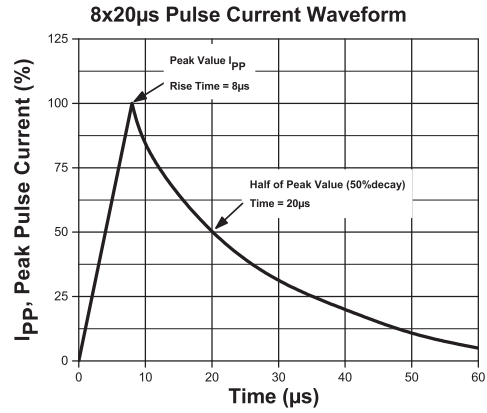
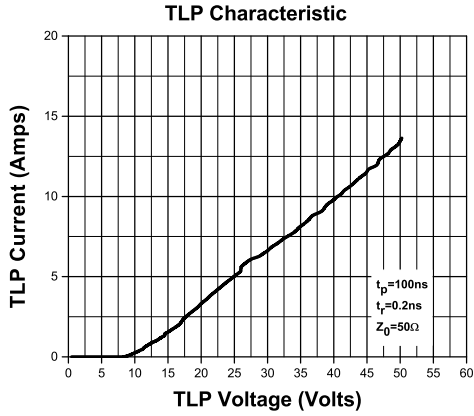
CFTVS5V0BULC



**SURFACE MOUNT SILICON
BI-DIRECTIONAL
ULTRA LOW CAPACITANCE
TRANSIENT VOLTAGE SUPPRESSOR**



TYPICAL ELECTRICAL CHARACTERISTICS



R5 (23-July 2015)

OUTSTANDING SUPPORT AND SUPERIOR SERVICES



PRODUCT SUPPORT

Central's operations team provides the highest level of support to insure product is delivered on-time.

- Supply management (Customer portals)
- Inventory bonding
- Consolidated shipping options
- Custom bar coding for shipments
- Custom product packing

DESIGNER SUPPORT/SERVICES

Central's applications engineering team is ready to discuss your design challenges. Just ask.

- Free quick ship samples (2nd day air)
- Online technical data and parametric search
- SPICE models
- Custom electrical curves
- Environmental regulation compliance
- Customer specific screening
- Up-screening capabilities
- Special wafer diffusions
- PbSn plating options
- Package details
- Application notes
- Application and design sample kits
- Custom product and package development

CONTACT US

Corporate Headquarters & Customer Support Team

Central Semiconductor Corp.
145 Adams Avenue
Hauppauge, NY 11788 USA
Main Tel: (631) 435-1110
Main Fax: (631) 435-1824
Support Team Fax: (631) 435-3388
www.centalsemi.com

Worldwide Field Representatives:
www.centalsemi.com/wwreps

Worldwide Distributors:
www.centalsemi.com/wwdistributors

For the latest version of Central Semiconductor's **LIMITATIONS AND DAMAGES DISCLAIMER**, which is part of Central's Standard Terms and Conditions of sale, visit: www.centalsemi.com/terms